

ANGLE



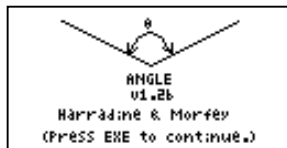
Noel Baker Centre
for School Mathematics



Prince
Alfred
FOUNDED 1869
COLLEGE

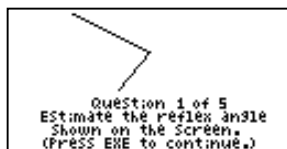

Category: Geometry (Estimation)
Year Level: Lower secondary
ADD: angle.cat (setup.cat, scores.cat) ([CasioEd Website](#))
Author: Harradine & Morfey

Description:



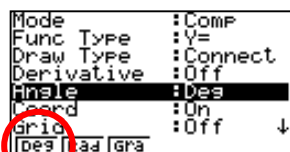
This ADD can cater up to 5 players and offers two levels of difficulty. The ADD randomly draws two rays, and the user is told to estimate a particular class of angle produced. The user is issued with 5 questions and at the conclusion of these problems, a result screen is displayed.

Instructions:



The breakdown of the levels is as follows:

- Beginner – Angles produced are always acute and obtuse. One ray is always horizontal.
- Expert – Angles produced are acute, obtuse and reflex, and the rays can be drawn in any direction.



Beware that this ADD uses radians and not degrees. If the program is stopped before it concludes, the angle setting will be radians. If this happens, you need to enter RUN mode, then SETUP (shift MENU). Scroll down to angle and change the setting to degrees by pressing F1.

This is exactly the same process that should be done when the calculator is reset.